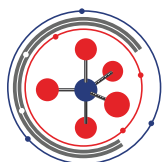


# AVANPRO

## AP-S433

Amino Acid Analyzer

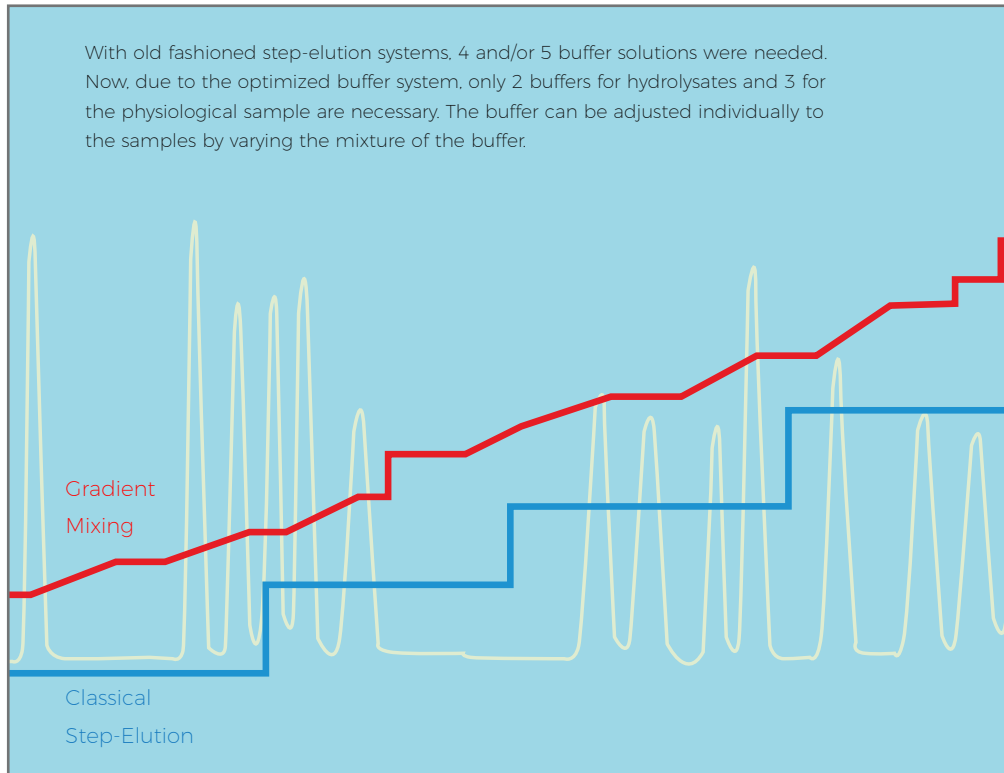


AVANPRO is the registered trademark of **AVANPRO, Corp.** Avanpro follows a policy of continuous innovation. Product designs and specifications are subject to change without notice.

## Automatic Amino Acid Analyzer AP-S433

The innovative automatic Amino Acid Analyzer AP-S433 combines the advantages of the classical ion exchange separation method with the modern technique of high performance liquid chromatography. The complete package of sophisticated instrumentation, a wide variety of prepacked and tested separation

columns, combined with optimized ready-to-use buffer solutions and chemicals, creates the right answer for any routine or research problem in amino acid determination. More than 30 years experience in developing and operating sophisticated amino acid analyzers results in unmatched performance.



pulsation-reduced solvent and Ninhydrine delivery through two independent completely inert dual-piston pumps



### Multistep Separation

Only two or three buffer solutions have to be combined to form the best optimized buffer profile at any part of the separation program. No more compromises by the limitation to four or five buffer changes.

precision syringe, driven by a stepper motor with a resolution of 17 steps per  $\mu\text{l}$ . A programmable wash program will flush the entire injection system to avoid cross contamination of the sample.

### Cooled Reagent Storage

All buffer solutions, as well as the Ninhydrine reagent are stored under inert gas pressure in a refrigerated cabinet to avoid oxidation and air contamination independent of the ambient environment.

### Integrated Vacuum Degasser

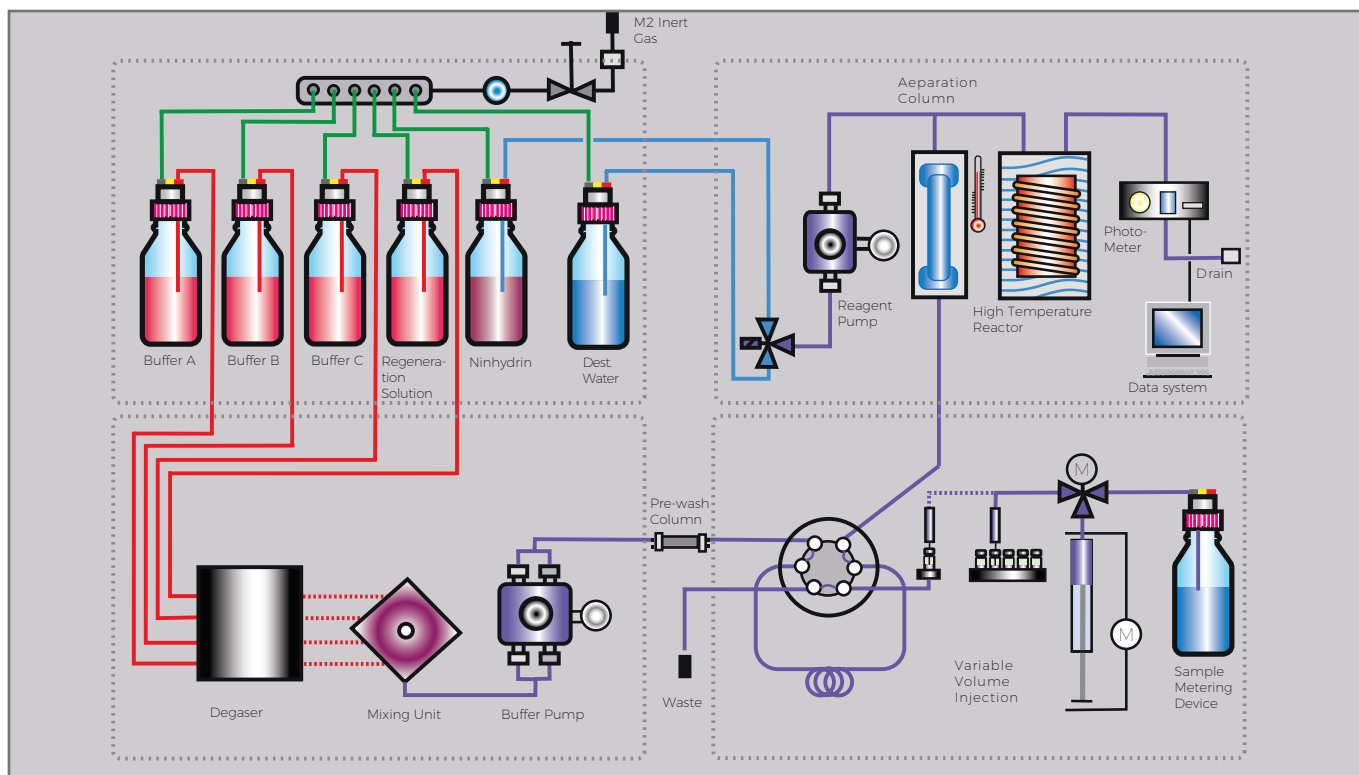
avoids the interruption of the buffer pump by air bubbles without the need of bubble traps with varying volumes, causing changes in retention times of the different amino acids.

### Integrated Autosampler

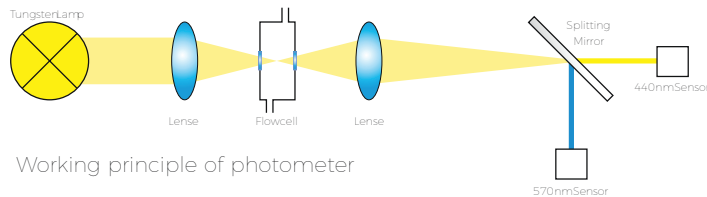
with a capacity of 120 vials in a cooled sample tray. Volumes from  $1\mu\text{l}$  to  $100\mu\text{l}$  can be injected without any loss of sample. The injected volume is adjusted by a high

### Separation Column Oven

integrated solid state column oven with fast heating and cooling capability with a temperature range from  $+20^{\circ}\text{C}$  to  $+99^{\circ}\text{C}$  independent of the ambient temperature. Up to twelve programmable temperature steps can be used during one separation program.



Flow Diagram AP-S433



Working principle of photometer

### High-Temperature Reactor

with a programmable temperature range from ambient to 180°C with a coiled capillary for the color reaction of the amino acid-ninhydrine complex. Automatic flushing of the reactor coil with a washing solution after each run prevents the blockage of the capillary.

### Integrated Reagent Dosing Pump

for Ninhydrine delivery and flushing of the reaction coil after each run. Programmable flow rate from 0.01 to 2.0 ml/min.

### Complete Inert Design

All materials coming into contact with the buffer solutions and reagents are made of inert materials as PEEK, PTFE, PVDF etc. Therefore, there is no need for using special non-corrosive buffer compositions or reagents. Integrated Dual-Channel Photometer

for the amino acid detection at 440 nm and 570 nm wavelengths. Summing option for both channels, for single channel integration of all amino acids.

### Safety Devices

control pump pressures, temperatures and leakages.

### Optional Application

- Post column derivatisation with OPA (needs an optional Fluorescence Detector)
- Carbohydrate determination for reducing sugars with Cu-bicinchoninate post-column derivatisation (except the separation column, no additional extras are needed)
- Polyamine determination with Ninhydrine or OPA postcolumn derivatisation.



## Modular System Design

The modular system design of the AP-S433 enables the budget-minded buyer to use several components as parts for a standard HPLC system without further costs. Another solution is our low-cost Amino Acid Analyzer AP-S430 with manual injection valve and ambi-


ent temperature reagent organizer, consisting of the same Amino Acid Reaction Module and Quaternary Gradient Pump as the AP-S433



Sample Racks for up to 120 samples



Exchangeable Sample Loop made of PEEK



Exchangeable Dosing Syringe

### Autosampler

- Only inert materials come in contact with buffer solutions & samples (except sample needle)
- Exchangeable sample loop (PEEK)
- Fixed and variable volume injection mode
- Integrated sample cooling
- Up to 120 samples
- Also usable as standard HPLC Autosampler
- Optionally with pre-column derivatisation mode






## Consumables

- ready made buffer solutions (each lot tested individually)
- separation columns for a variety of applications with long term stability
- ready made Ninhydrine solution
- a variety of standard solutions



## Reagent Organizer

- inert gas (N2) supply with adjustable pressure to prevent buffer/reagent oxidation and contamination
- integrated cooling



Reagent Organizer Pressure Control

## Amino Acid Reaction Module

- only inert materials come in contact with buffer solutions & samples
- integrated 2-plunger reagent dosing pump with a flow rate from 0.01 to 2.0 ml/min
- programmable reactor temperature
- integrated column oven with programmable temperature gradient and leakage sensor
- automatic washing of reactor coil with washing solution after the last sample
- integrated dual-channel photometer for the detection of amino acids at 440 and 570 nm.



Integrated Vacuum Degasser

## Quaternary Gradient Pump

- only inert materials come in contact with buffer solutions & samples
- flow rate of 0.01 to 10.0 ml/min
- integrated 4-channel vacuum degasser
- more than 100 programmable gradient steps with 0.1% resolution
- two-plunger pump for smooth eluent delivery
- also usable as HPLC gradient pump



## Intuitive Software Control

Controlling the complex features of the AP-S433 is made easy and intuitive by the latest software technology. All status parameters are displayed on one screen. Further details like the gradient programsteps or column oven temperatures can be displayed as separated tables. The use of an intuitive screen layout helps new users to start working with this software faster than ever before.

### Features

- Complete control of Gradient Program, Column & Reactor Temperature
- Programmable Sample Sequence with individual run times, gradient and temperature profiles
- Automatic usage control of Buffer & Reagent solutions
- Emergency-Program (SOS) feature in case of pressure errors
- Manual control of each single unit

The software interface is titled "Aminosäurenanalysator (Seq1test040217.atf)". It features a central graphical status screen with several panels:

- Reagent Organizer:** Shows six reagent bottles (Buffer A, B, C, Reg-Solv, Ninhydrin, Water) connected to a system with an Inert Gas inlet.
- Gradient Pump:** Displays pressure (46.0 bar) and flow (0.45 ml/min). It includes a Degasser, Mixing Unit, and Pump.
- Amino Module:** Shows a Reagent Pump (Flow: 0.25), a Separation Reactor Column (Temperatures: 35°C and 120°C), and a Photometer (440 nm and 570 nm).
- Autosampler:** Shows a Vial (1/2) and Inj (0/1) status.

Surrounding windows provide additional data:

- Solvents & Reagents:** Lists usage for Buffer A (631 ml), Buffer B (125 ml), Buffer C (90 ml), Buffer D (175 ml), Ninhydrin (262 ml), Water (932 ml), and Waste (1244 ml).
- Gradient Pump Run Table:**

Nr.	Time	Flow	Solv. A
5	65	0.45	0
6	75	0.45	0
7	80	0.45	0
8	120	0.45	0
9	120.1	0.45	0
10	125	0.45	0
11	125.1	0.45	100
12	125.2	0.45	100
13	150	0.45	100
- Amino Run Table:**

Valve	Temp
Ninhydrin	35
Ninhydrin	35
Ninhydrin	40
Ninhydrin	50
Ninhydrin	64
Ninhydrin	74
Ninhydrin	74
Ninhydrin	74
Water	74
Water	74
Water	35
Water	35
- Table:**

Volume	RunTime
50	145

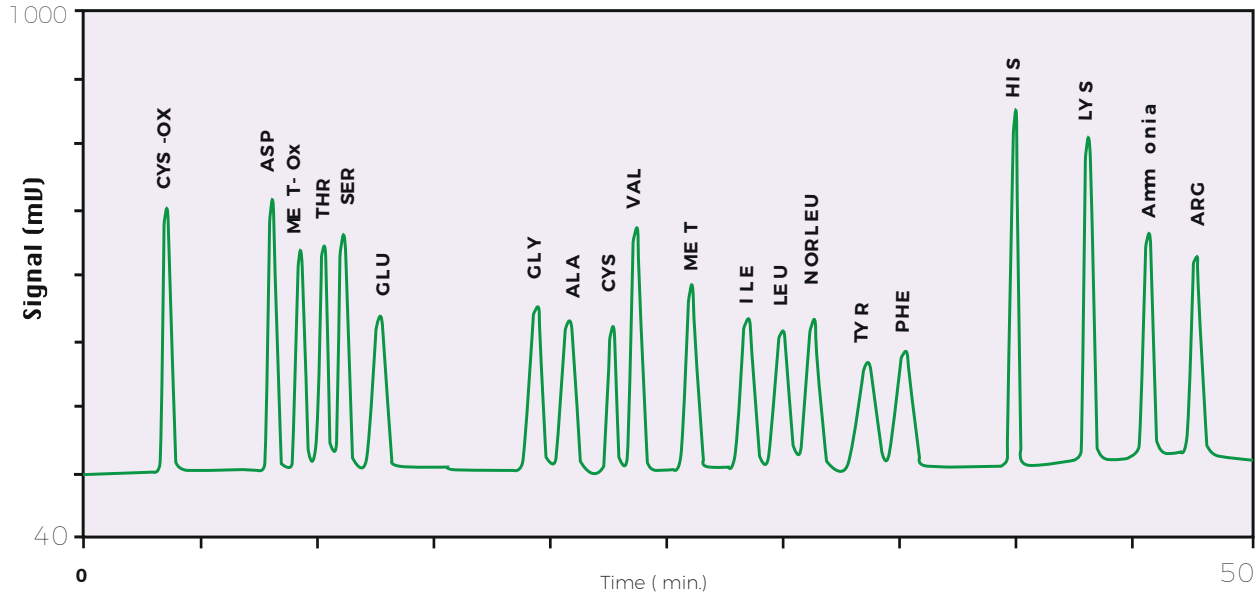
Buffer & Reagent Usage Control

Temperature Details

Graphical Status Screen

Gradient Program Details

Sample Sequence



Feedstuff Standard (Protein Hydrolysate)

## High Precision & Reproducibility

The Amino Acid Analyzer's innovative design leads to both, a high sensitivity and a high degree of reproducibility. Every single instrument of the system is optimized in its role to provide the best achievable results. The flexible design of each instrument allows the user to

### Gradient System Accuracy

Flexibility does not lead to inaccuracy. The use of the S 2100 Solvent Delivery System leads to highly reproducible results while granting all the flexibility of a quaternary gradient pump. Neither the retention times, nor the linearity of the injected amounts are negatively influenced by the use of gradient buffer delivery as the following examples demonstrate:

change all important parameters to fit the desired application from protein hydrolysates, physiological fluids to sugar analysis and biogenic amines.

### Linearity

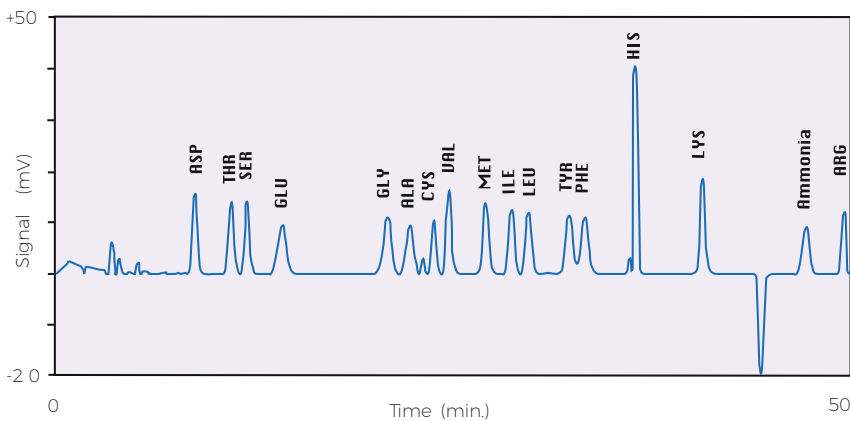
Level	Area	Amount
1	1727.800	10 %
2	4265.700	25 %
3	8445.800	50 %
4	12675.400	75 %
5	17102.907	100 %

(Aspartic Acid) 99.94 %

### Accurate Retention Times

Amino Acid	Ø Retention Time	RSD
Aspartic Acid	9.793750 min.	0.011 %
Serine	13.143750 min.	0.011 %
Glycine	22.215625 min.	0.026 %
Tyrosine	38.24375 min.	0.035 %
Histidine	43.631250 min.	0.011 %
Lysine	46.037500 min.	0.019 %

Protein Hydrolysate sample sequence of 8 injections

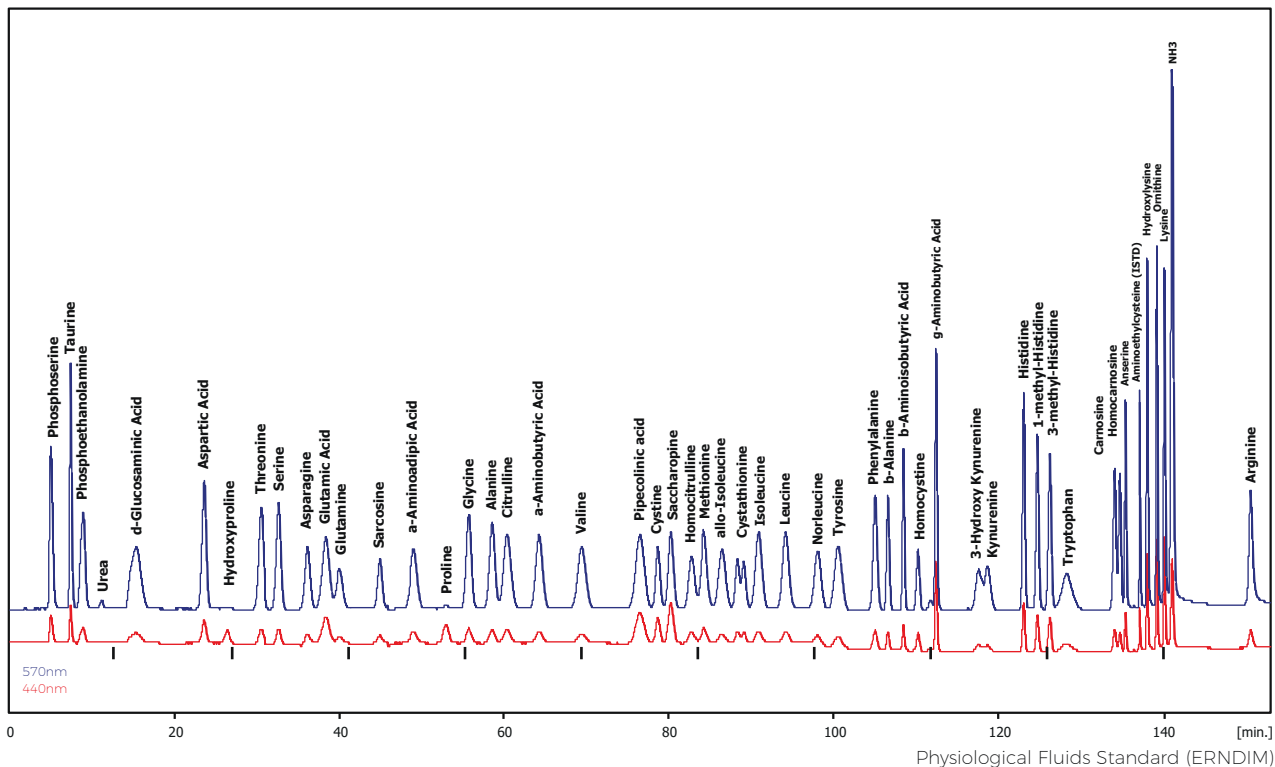


### High Reproducibility

Amino Acid	Ø Concentration	RSD
Aspartic Acid	98.09725 µmol/l	1.342 %
Serine	98.109625 µmol/l	1.320 %
Glycine	98.518125 µmol/l	1.165 %
Tyrosine	97.900000 µmol/l	1.426 %
Histidine	96.966000 µmol/l	1.895 %
Lysine	99.327000 µmol/l	1.398 %

Protein Hydrolysate sample sequence of 8 injections





The modular system design of the AP-S433 enables the budget-minded buyer to use several components as parts for a standard HPLC system without further costs. Another solution is our low-cost Amino Acid Analyzer AP-S430 with manual injection valve and ambi-

ent temperature reagent organizer, consisting of the same Amino Acid Reaction Module and Quaternary Gradient Pump as the AP-S433

## TECHNICAL SPECIFICATION

### Refrigerated Reagent Organizer AP-S7130

- for storing all reagents, buffers and wash solutions.
- front side operated
- special valves for applying inert gas for oxygen-free storage

### Autosampler AP-S5200

- for automatic injection of samples. All parts which come in contact with liquids are chemically inert and biocompatible (PEEK or PTFE).
- sampling system operating in x, y, and z-axis
- variable sample dosage without any sample loss
- loop overflow mode
- reproducibility less than 1 % upon injection of 10 µl variable volume.
- memory effect less than 0.01 % depending on the selected washing procedure
- large graphical display and keyboard for easy control
- injection volume programmable in 1 µl increments
- temperature controlled sample compartment (5 - 70° C)
- programmable washing procedure with selectable volumes
- programmable port for purging
- programmable sample sequence
- optional: pre-column derivatisation mode

### Amino Acid Reaction Module

- integrated 2-plunger reagent dosing pump with adjustable flow rate (0.01 to 2.0 ml/min)
- built-in dual filter photometer (440 and 570 nm) with constant signal output and signal summary option
- programmable signal offset
- three different risetimes selectable
- temperature controlled column oven (20 to 99° C ±1° C) with active cooling capability
- temperature controlled post-column derivatisation reactor (up to 180° C ±1° C)
- automatic valve for coil flushing
- display of the actual system pressure
- safety features (e.g. leakage of reactor and column, high pressure)

### Additional Applications

- Sugar analysis for reducing sugars
- biogene amines



## Solvent Delivery System AP-S2100

Quaternary Pump for the reliable and reproducible mixing of the buffer solutions. All parts coming into contact with the buffers are chemically inert (PEEK or PTFE).

- dual plunger pump with special design for low pulsation (less than 1 %)
- flow range depending on installed pump head (0.01 to 10.00 ml/min)
- maximum pressure up to 400 bar (6000 PSI)
- battery buffered programs stored for the amino acid determination (hydrolysates and physiological fluids)
- graphic display of gradient profile A, B, C, and D
- programmable mixing cycle for the buffer solution
- integrated 4-channel vacuum degasser
- programmable flushing procedure
- extended diagnostic features (e.g. high pressure control, low pressure control)

## Analytical Specifications

- Hydrolysate sample: 30 - 50 min. analysis time
- Physiological sample: 70 - 180 min. analysis time
- sensitivity: 8 pMol (ASP 3 pMol)

## Options

- optional Fluorescence detector

## Manual Amino Acid Analyzer AP-S430

Also available is a low-cost variant equipped with a manual injection valve instead of the autosampler and a reagent organizer without cooling option. This cost-effective version is well suited for laboratories with small quantities of samples.



### Catalog No. Description

11 20 001	Automatic Amino Acid Analyzer AP-S433 (without data system)
11 20 002	Automatic Amino Acid Analyzer AP-S433-D (with data system)
11 20 003	Manual Amino Acid Analyzer AP-S430 (without data system)
11 20 004	Manual Amino Acid Analyzer AP-S430-D (with data system)

\* other configurations on request





## **AVANPRO, Corp.**

1002 Pamela Drive  
Mission, TX 78572  
U.S.A.

Tel.: +1 281.764.6880  
E-Mail: [sales@avanpro-usa.com](mailto:sales@avanpro-usa.com)  
Web: [www.avanpro-usa.com](http://www.avanpro-usa.com)

